

PSk3-15 CS-F42-20

Solar Surface Pump System

System Overview

Head	max. 45 m
Flow rate	max. 65 m³/h

Technical Data

Controller PSk3-15

- High efficiency solar pump controller
- Integrated hybrid power functions to mix solar with grid / generator power
- Integrated MPPT (Maximum Power Point Tracking)
- Multiple analogue and digital sensor
- Simple configuration with LORENTZ Assitant App
- Onboard data logging and system monitoring with real-time and historic data views
- Inbuilt water applications to manage your pumping system
- SunSensor included for unique pump and motor protection
- Active temperature management

Power	max. 16 kW
Input voltage	max. 850 V
Optimum Vmp**	> 575 V
Motor current	max. 25 A
Efficiency	max. 98 %
Ambient temp.	-25...60 °C
Enclosure class	IP66

Motor AC DRIVE CS-F 7.5kW

- Highly efficient 3-phase AC motor
- Frequency: 25...51 Hz

Efficiency	max. 80 %
Motor speed	1.400...2.905 rpm
Power factor	0,87
Insulation class	F
Enclosure class	IPX4

Pump End PE CS-F42-20

- Premium materials
- Centrifugal pump

Efficiency	max. 79 %
------------	-----------

Pump Unit PU9k CS-F42-20 (Motor, Pump End)

Water temperature	max. 70 °C****
Suction head	acc. to COMPASS sizing

Standards



2006/42/EC, 2004/108/EC, 2006/95/EC

IEC/EN 61702:1995, IEC/EN 62253 Ed.1

The logos shown reflect the approvals that have been granted for this product family. Products are ordered and supplied with the approvals specific to the market requirements.

**Vmp: MPP-voltage under Standard Test Conditions (STC): 1000 W/m² solar irradiance, 25 °C cell temperature

****Special solutions available for >70 °C, please consult your distributor

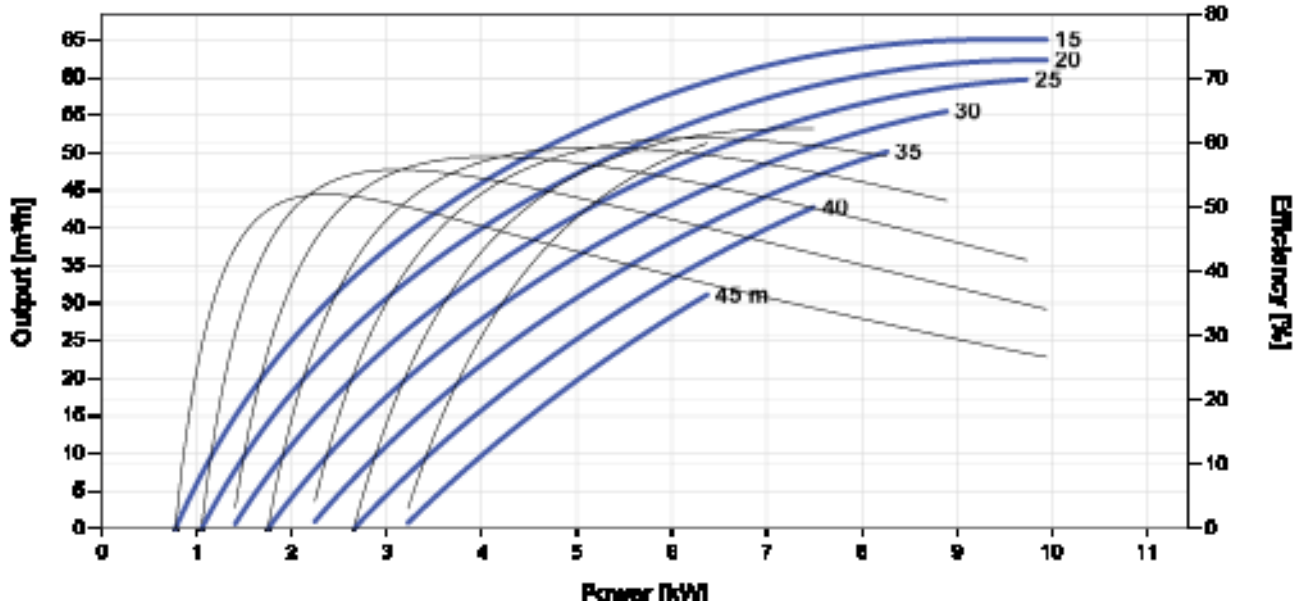


PSk3-15 CS-F42-20

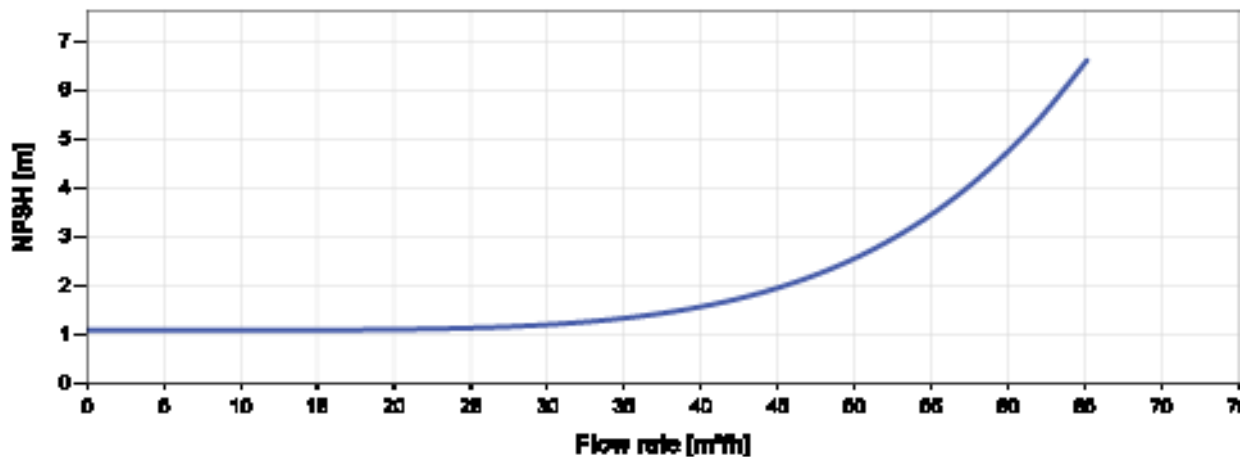
Solar Surface Pump System

Pump Chart

Vmp* > 575 V



NPSH



The NPSH (Net Positive Suction Head) is NOT the operating suction head. To calculate the operating suction head please refer to the installation manual.

*Vmp: MPP-voltage under Standard Test Conditions (STC): 1000 W/m² solar irradiance, 25 °C cell temperature



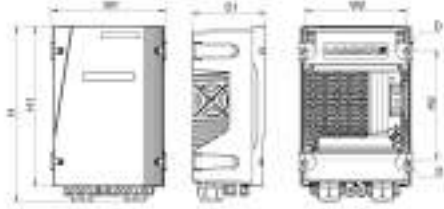
PSk3-15 CS-F42-20

Solar Surface Pump System

Dimensions and Weights

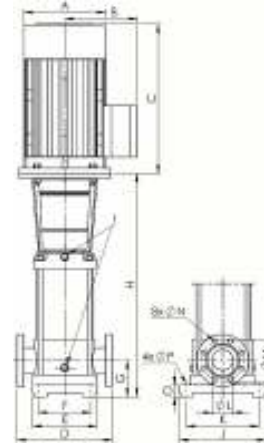
Controller

H = 428 mm
 H1 = 390 mm
 H2 = 270 mm
 W1 = 280 mm
 W2 = 250 mm
 D = 6,0 mm



Pump Unit

A = 260 mm
 B = 208 mm
 C = 430 mm
 D = 365 mm
 E = 245 mm
 F = 190 mm
 G = 140 mm
 H = 641 mm
 I = G1/2"
 J = 330 mm
 K = 266 mm
 L = 80 mm
 M = 160 mm
 N = 18 mm
 O = 45 mm
 P = 14 mm



Net weight

Controller	
Pump Unit	110 kg
Motor	62 kg
Pump End	48 kg

