

# PSk3-7 C-SJ12-15

## Solar Submersible Pump System for 4" wells

### System Overview

Head	max. 100 m
Flow rate	max. 23 m³/h

### Technical Data

#### Controller PSk3-7

- High efficiency solar pump controller
- Integrated hybrid power functions to mix solar with grid / generator power
- Integrated MPPT (Maximum Power Point Tracking)
- Multiple analogue and digital sensor
- Simple configuration with LORENTZ Assitant App
- Onboard data logging and system monitoring with real-time and historic data views
- Inbuilt water applications to manage your pumping system
- SunSensor included for unique pump and motor protection
- Active temperature management

Power	max. 8,3 kW
Input voltage	max. 850 V
Optimum Vmp**	> 575 V
Motor current	max. 13 A
Efficiency	max. 98 %
Ambient temp.	-25...60 °C
Enclosure class	IP66

#### Motor AC DRIVE SUB 4" 5.5kW

- Highly efficient 3-phase AC motor
- Frequency: 25...55 Hz
- Premium materials, stainless steel: AISI 304
- No electronics in the motor

Efficiency	max. 84 %
Motor speed	1.400...3.135 rpm
Power factor	0,83
Insulation class	F
Enclosure class	IP68
Submersion	max. 150 m

#### Pump End PE C-SJ12-15

- Non-return valve
- Premium materials, stainless steel: AISI 304
- Centrifugal pump

Efficiency	max. 52 %
------------	-----------

#### Pump Unit PU7k C-SJ12-15 (Motor, Pump End)

Borehole diameter	min. 4,0 in
Water temperature	max. 30 °C****

### Standards



2006/42/EC, 2004/108/EC, 2006/95/EC

IEC/EN 61702:1995, IEC/EN 62253 Ed.1

The logos shown reflect the approvals that have been granted for this product family. Products are ordered and supplied with the approvals specific to the market requirements.

\*\*Vmp: MPP-voltage under Standard Test Conditions (STC): 1000 W/m² solar irradiance, 25 °C cell temperature

\*\*\*\*Special solutions available for >30 °C, please consult your distributor

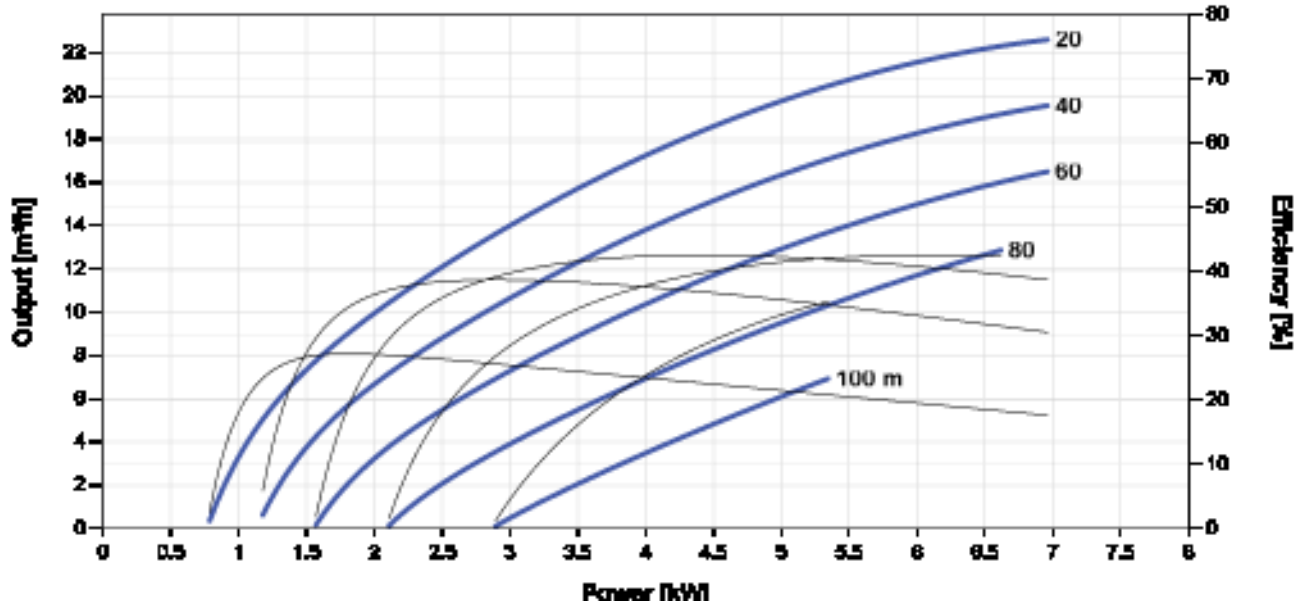


## PSk3-7 C-SJ12-15

Solar Submersible Pump System for 4" wells

### Pump Chart

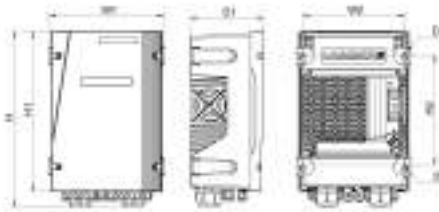
V<sub>mp</sub>\* > 575 V



### Dimensions and Weights

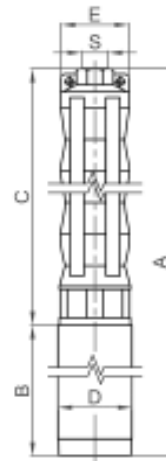
#### Controller

H = 428 mm  
 H1 = 390 mm  
 H2 = 270 mm  
 W1 = 280 mm  
 W2 = 250 mm  
 D = 6,0 mm



#### Pump Unit

A = 1.925 mm  
 B = 740 mm  
 C = 1.185 mm  
 D = 96 mm  
 E = 100 mm  
 S = 2 in



	Net weight
Controller	
Pump Unit	63 kg
Motor	25 kg
Pump End	38 kg

\*V<sub>mp</sub>: MPP-voltage under Standard Test Conditions (STC): 1000 W/m² solar irradiance, 25 °C cell temperature

