

PS2-150 BOOST-60

Solar Surface Pump System

System Overview

Head	max. 150 m
Flow rate	max. 0,26 m³/h

Technical Data

Controller PS2-150

- Controlling and monitoring
- Control inputs for dry running protection, remote control etc.
- Protected against reverse polarity, overload and overtemperature
- Integrated MPPT (Maximum Power Point Tracking)
- Battery operation: Integrated low voltage disconnect

Power	max. 0,30 kW
Input voltage	max. 50 V
Optimum Vmp**	> 17 V
Motor current	max. 22 A
Efficiency	max. 98 %
Ambient temp.	-40...50 °C
Enclosure class	IP68

Motor ECDRIVE 150-BOOST

- Maintenance-free brushless DC motor
- Premium materials, stainless steel: AL/AISI 304
- No electronics in the motor

Rated power	0,3 kW
Efficiency	max. 92 %
Motor speed	280...1 750 rpm
Insulation class	F
Enclosure class	IPX4

Pump End PE BOOST-60

- Premium materials: brass
- Optional: dry running protection
- Centrifugal pump



Pump Unit PU BOOST-60 (Motor, Pump End)

Water temperature	max. 80 °C
Suction head	max. 3 m

Standards



2006/42/EC, 2004/108/EC, 2006/95/EC

IEC/EN 61702:1995

The logos shown reflect the approvals that have been granted for this product family. Products are ordered and supplied with the approvals specific to the market requirements.

**Vmp: MPP-voltage under Standard Test Conditions (STC): 1000 W/m² solar irradiance, 25 °C cell temperature

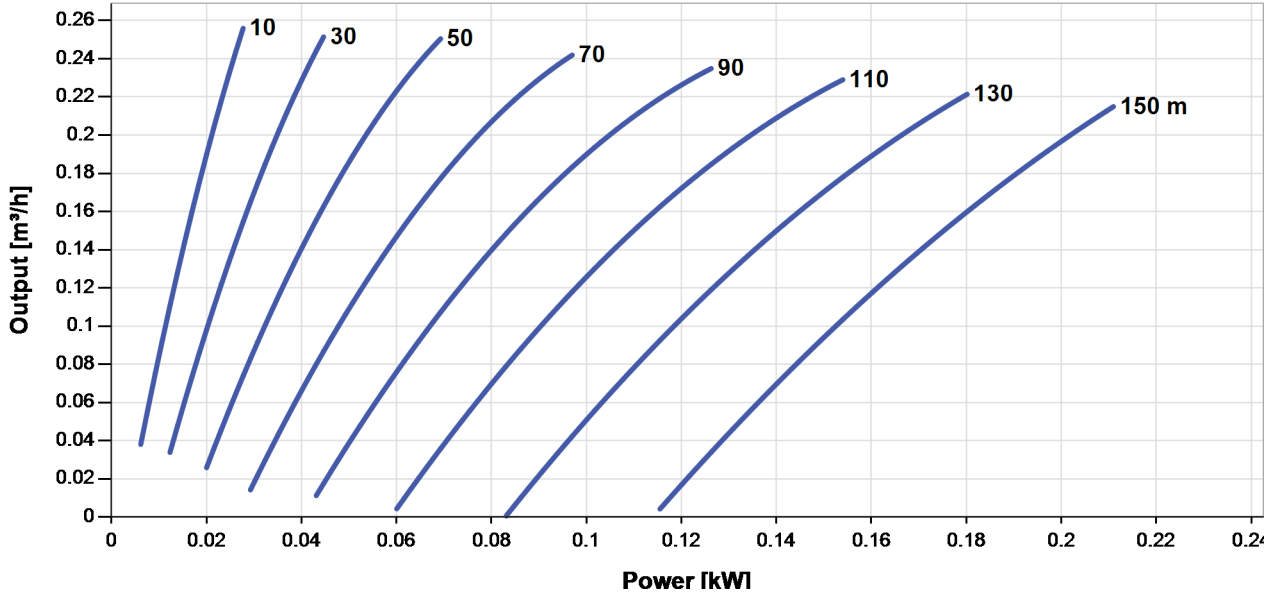


PS2-150 BOOST-60

Solar Surface Pump System

Pump Chart

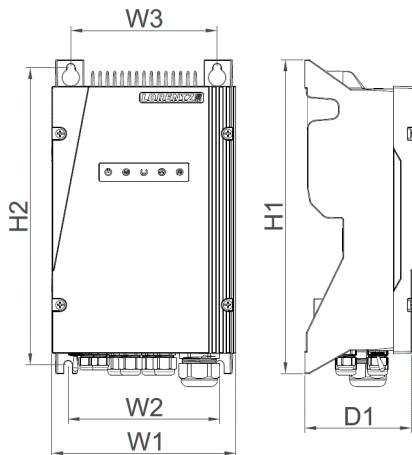
V_{mp}* > 17 V



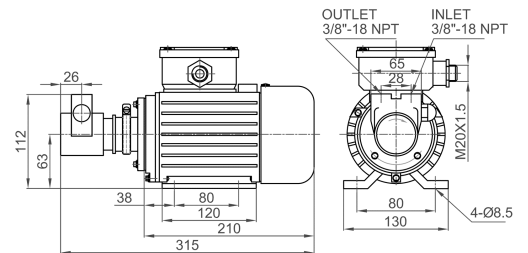
Dimensions and Weights

Controller

H1 = 352 mm
 H2 = 333 mm
 W1 = 207 mm
 W2 = 170 mm
 W3 = 164 mm
 D1 = 124 mm



Pump Unit [mm]



	Net weight
Controller	5,6 kg
Pump Unit	7,5 kg
Motor	5,5 kg
Pump End	2,0 kg

*V_{mp}: MPP-voltage under Standard Test Conditions (STC): 1000 W/m² solar irradiance, 25 °C cell temperature

