

PS2-4000 CS-F8-8

Solar Surface Pump System

System Overview

Head	max. 70 m
Flow rate	max. 12 m ³ /h

Technical Data

Controller PS2-4000

- Controlling and monitoring
- Control inputs for dry running protection, remote control etc.
- Protected against reverse polarity, overload and overtemperature
- Integrated MPPT (Maximum Power Point Tracking)
- Integrated Sun Sensor

Power	max. 4,0 kW
Input voltage	max. 375 V
Optimum Vmp**	> 238 V
Motor current	max. 14 A
Efficiency	max. 98 %
Ambient temp.	-40...50 °C
Enclosure class	IP68

Motor ECDRIVE 4000 CS-F

- Maintenance-free brushless DC motor
- Premium materials, stainless steel: AL/AISI 304

Rated power	4,0 kW
Efficiency	max. 92 %
Motor speed	900...3 300 rpm
Insulation class	F
Enclosure class	IPX4

Pump End PE CS-F8-8

- Premium materials
- Optional: dry running protection
- Centrifugal pump



Pump Unit PU4000 CS-F8-8 (Motor, Pump End)

Water temperature	max. 70 °C
Suction head	acc. to COMPASS sizing

Standards



2006/42/EC, 2004/108/EC, 2006/95/EC

IEC/EN 61702:1995

The logos shown reflect the approvals that have been granted for this product family. Products are ordered and supplied with the approvals specific to the market requirements.

**Vmp: MPP-voltage under Standard Test Conditions (STC): 1000 W/m² solar irradiance, 25 °C cell temperature

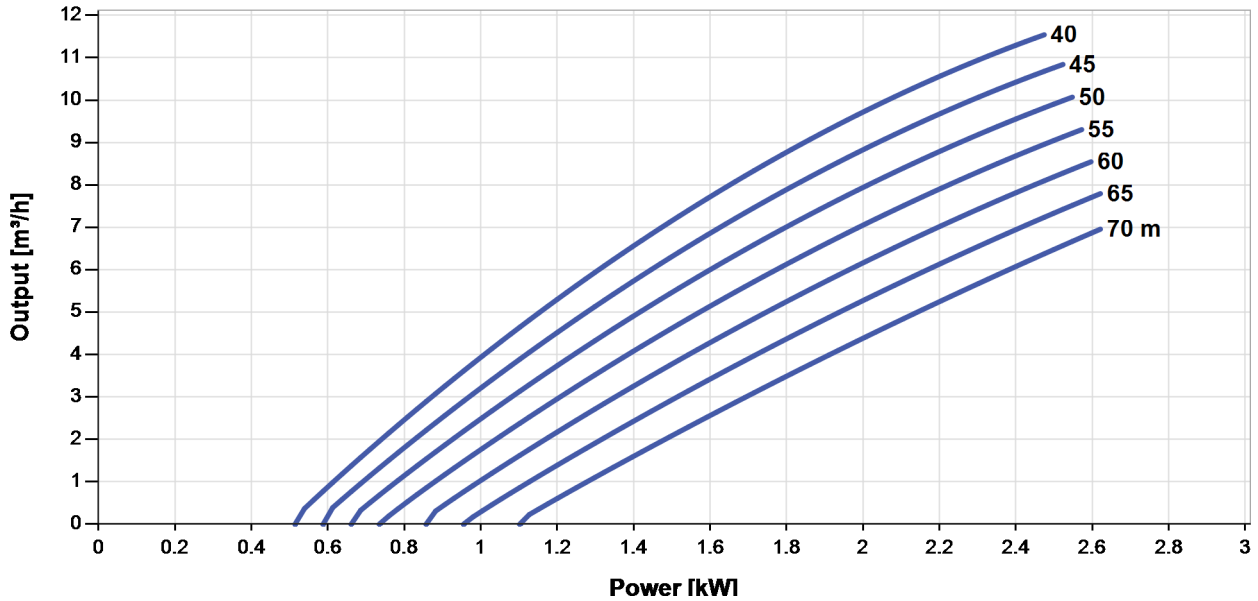


PS2-4000 CS-F8-8

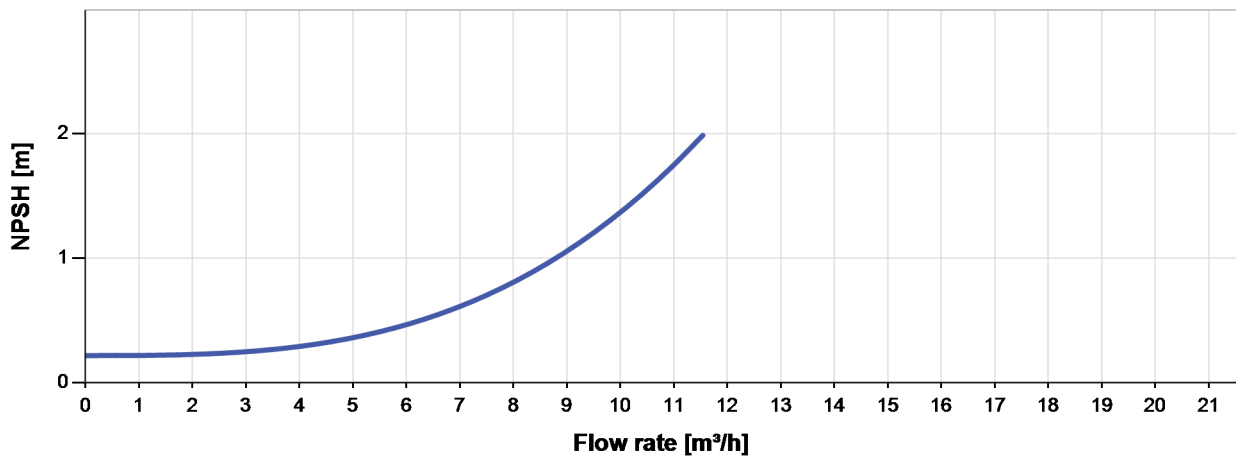
Solar Surface Pump System

Pump Chart

Vmp* > 238 V



NPSH



The NPSH (Net Positive Suction Head) is NOT the operating suction head. To calculate the operating suction head please refer to the installation manual.

*Vmp: MPP-voltage under Standard Test Conditions (STC): 1000 W/m² solar irradiance, 25 °C cell temperature



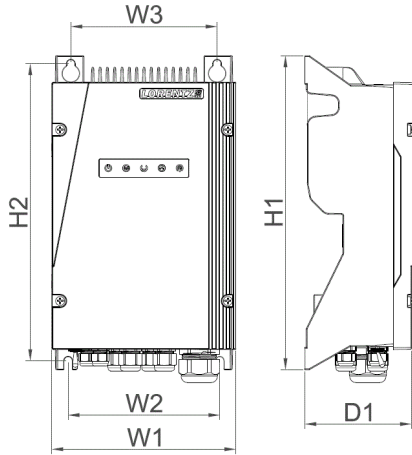
PS2-4000 CS-F8-8

Solar Surface Pump System

Dimensions and Weights

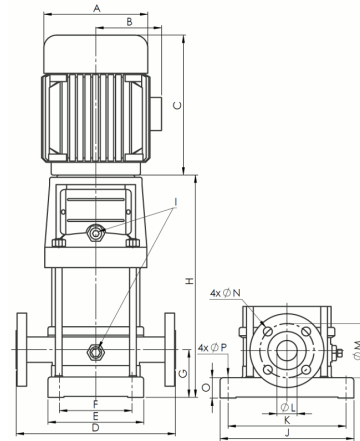
Controller

H1 = 352 mm
 H2 = 333 mm
 W1 = 207 mm
 W2 = 170 mm
 W3 = 164 mm
 D1 = 124 mm



Pump Unit

A = 162 mm
 B = 132 mm
 C = 286 mm
 D = 280 mm
 E = 199 mm
 F = 130 mm
 G = 80 mm
 H = 547 mm
 I = G1/2"
 J = 247 mm
 K = 215 mm
 L = 50 mm
 M = 110 mm
 N = 18 mm
 O = 25 mm
 P = 14 mm



Net weight

Controller	6,1 kg
Pump Unit	44 kg
Motor	15 kg
Pump End	29 kg

